

# Solutions Aluminum Rail


## Post To Post (PTP)




Installed Injection Molded Baluster Connectors



Rail Support - Surface Mount

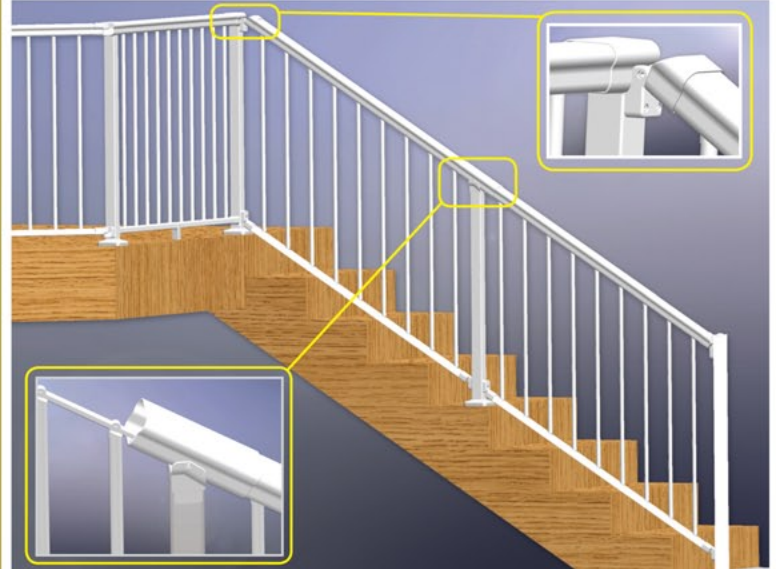


Top Rail Bracket (PTP) Level & Top Rail Bracket (PTP) Stair



Top Rail Bracket (PTP) Level & Top Rail "Multi-Angle" Bracket (PTP) Level

## Over The Post (OTP)



Channeled stair rails, baluster spacing blocks and adjustable baluster knuckles allow for 0-45° angle adjustability.



Top Rail "End" Bracket (OTP) Level



Top Rail "90 Degree" Bracket (OTP) Level


## Over The Post (OTP) Side/Fascia Mount




Corner Post Mount Side/Fascia Bracket



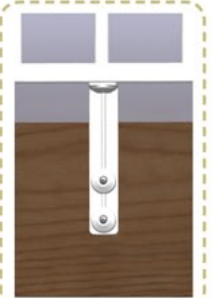
Corner Post Mount Bracket Cover



1-7/8" x 1-7/8" x 31" Side/Fascia Post Mount



1-7/8" x 1-7/8" Post (OTP) & Side/Fascia Mount Hardware Cover



Rail Support-Side/Fascia Mount